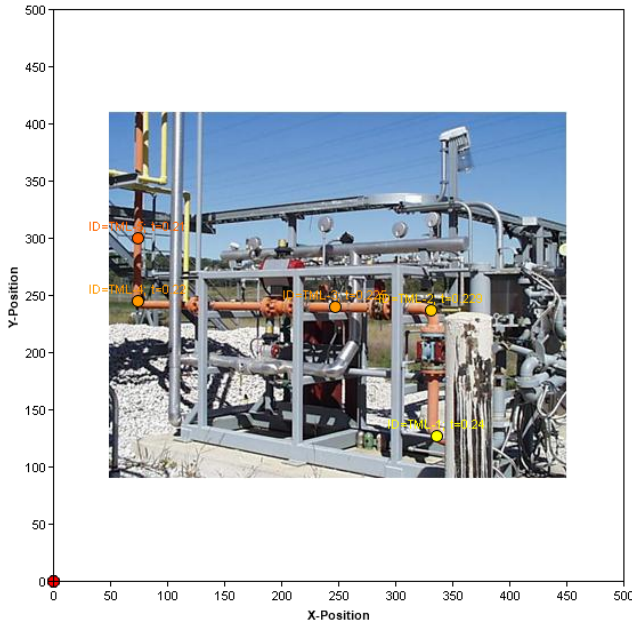


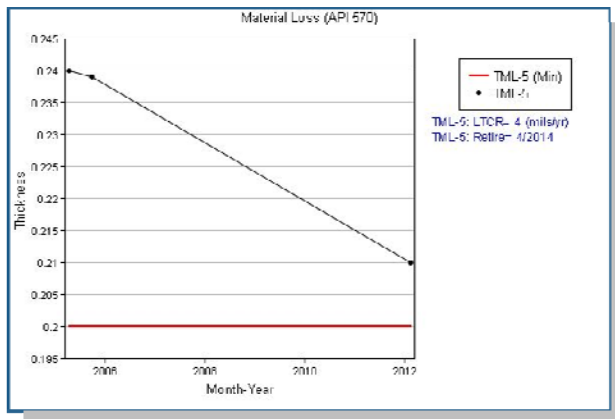
Mechanical Integrity Manager Piping (API 570)

MI Manager displays piping condition using either a photo background or diagram. Thickness points can be created directly on the background image with a click of a mouse.



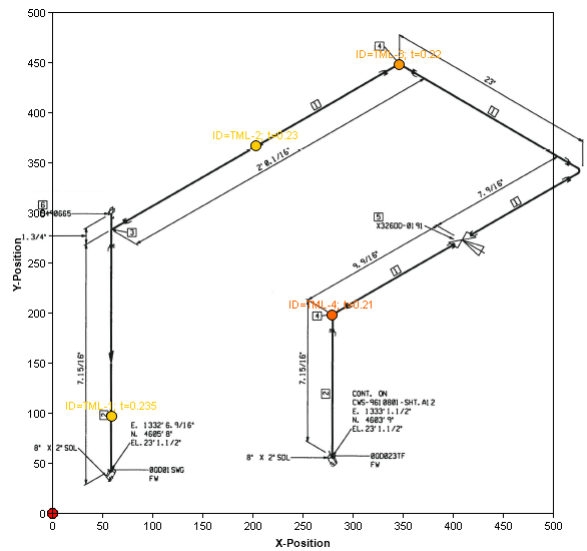
Data point IDs, thickness and MAWP are shown indicating areas of material loss. Color codes are user configurable for indicating high to low areas of material loss.

The condition view data points are active and when clicked present the data point material loss curve, MAWP Tmin and end of life calculations.



Provides MAWP and end of life calculation based on input parameters of tube diameter, yield stress, metal temperature and measured thickness. MAWP comparison with operating pressure assists in determining continued operating risk.

Saving the data points as a template copies the information for a future inspection.



Thickness data is recommended to be obtained with Olympus UT Meters. Model 38DL shown.



Thickness data can be directly imported into MI Manager using Olympus interface driver.