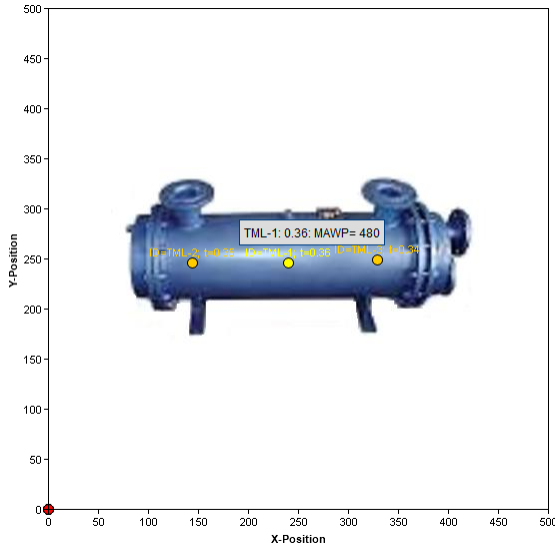


Mechanical Integrity Manager

Heat Exchangers

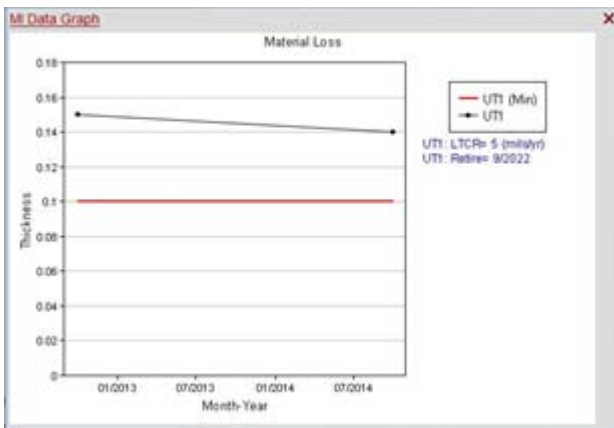
MI Manager displays heat exchanger condition using either a photo background or diagram. Thickness points can be created directly on the background image with a click of a mouse. Heat exchanger components include shell, tube sheet, nozzles and channels.



Data point IDs, thickness and MAWP are shown indicating areas of material loss. Color codes are user configurable for indicating high to low areas of material loss.

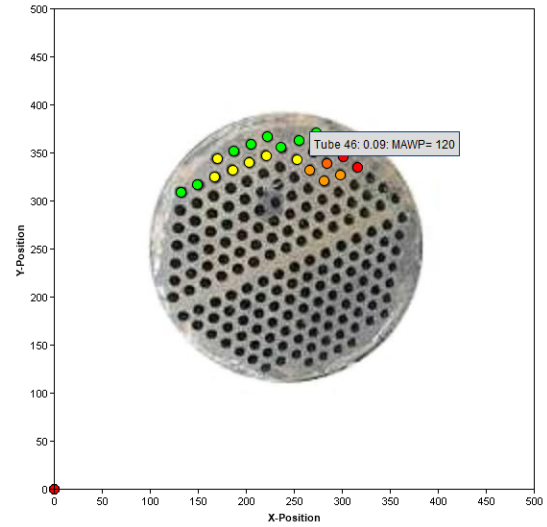
The condition view data points are active and when clicked present the data point material loss curve, MAWP Tmin and end of life calculations.

Separate trend curves can be generated for shell, nozzles, tube sheet and channels.



MI Manager provides MAWP and end of life calculation based on input parameters of component diameter, yield stress, metal temperature and measured thickness. MAWP comparison with operating pressure assists in determining continued operating risk.

Saving the data points as a template copies the information for a future inspection.



Thickness data is recommended to be obtained with Olympus UT Meters. Model 38DL shown.



Thickness data can be directly imported into MI Manager using Olympus interface driver.